

Barton
bartonmarine.com

Product Supplement

Version 55.2

SkyDock

Introducing the Barton Marine SkyDock


The ideal garage storage solution for dinghies, paddle boards, kayaks, roof box, camping equipment, in fact anything that needs lifting off the ground to save on storage space.

The clever configuration of ropes and blocks means one person can raise and lower loads up to 80kg single handed and then lock off with Barton Marine's unique SkyLock block when finished. All SkyDock components are provided in a single box kit.

Comprehensive hassle free fitting instructions are included along with the rope, woven bands, fixtures and fittings required to transform unused areas in your garage, loft, barn or shed into valuable storage space.

Maximum lifting load up to 80kg/175lbs
Ceiling height up to 4m/13ft

Part No 41200 – 3:1 purchase system
Part No 41201 – 4:1 purchase system



SkyLock Blocks

The Barton Marine SkyLock Blocks feature 316 stainless steel side plates, glass reinforced nylon cover plates and internal self-locking aluminium cam to lift and lock loads securely. The clever design and construction of the locking cams means the control line will never allow loads to drop even when accidentally released. Designed for use in conjunction with 3:1 or 4:1 purchase systems.

Can be used for commercial and leisure marine operations including a davit hoist system to lift dinghies, outboards, provisions and equipment on board, especially useful when short handed.



SkyLock 400
Part No N09411

SWL: 400kg (880 lbs)
Break Load: 800kg (1760lbs)
Line Size: 5mm (3/16")
Length: 110mm (4 5/16")
Height: 28mm (1 1/8")
Width: 90mm (3 9/16")
Weight: 181g (0.4 lbs)



Barton SkyLock 800
Part No N09421

SWL: 800kg (1760lbs)
Break Load: 1600kg (3500lb)
Line Size: 8-12mm (5/16- 7/16")
Length: 152 mm (5.98")
Height: 38 mm (1.5")
Width: 110 mm (4.33")
Weight: 450g (0.99lbs)



Furler Accessories

Size 2 Double Stanchion lead block with removable sheaves.

Ideal for continuous line furling systems as the sheaves can be removed to allow the line to be installed without the need to splice on board. The sheaves are retained with a stainless clevis pin and split ring.




Part No.	Length (mm)	Sheave (Ø)	Max Rope	Tube Size
N02290R	95 mm 3 47/64"	35mm 1 3/8"	8 mm 5/16"	25 mm 1"

Stanchion High Load Bullseye

This new design features our super smooth hard anodised finish 60452 High Load Eye mounted within a metal retaining rod covered in a Dyneema effect durable strap, through bolted onto a fully enclosed backing plate for a clean finish.

Lightweight, easy to fix in place and providing excellent line support. Will fit stanchion diameters up to 32mm with an overall effect that is visually stunning. Endurance restyled.



Part No.	Length (mm)	Bore (Ø)	Width	Tube Size
60150	79 mm 3 7/64"	16mm 5/8"	54 mm 2 1/8"	25 - 32 mm 1" - 1 17/64"

Stanchion Fairlead with Cam

This stanchion furler has a cam cleat built into the design to save the need for a cleat in your cockpit or side deck. Installation is quick and simple and fits onto a standard 25mm (1") guard rail stanchion. Adjustment is easy with the stainless steel clamping ring which allows mounting of the block at any angle.

Part No.	Length (mm)	Maximum Line (Ø)	Width	Tube Size
N03591	130 mm 5 1/8"	10mm 3/8"	107 mm 4 7/32"	25mm 1"



Windicators


The **Windicator Range** is synonymous with the Kiwi Yachting scene. They have been made in New Zealand for over 30 years and are designed and manufactured by precision engineers and made from the best available materials; considered the best wind direction indicator by leading sailors and riggers. 100% accurate in 2 knots of wind.

Windicator WP200L – Barton Marine Part No 84002

Fits any 63mm (2.5") diameter mast. Designed specifically for the Laser, ILCA and Splash class. 100% accurate in 2 knots of wind and weighs just 34g (1.2oz). Simple and effective clamp eliminates the need for straps.

Windicator WP200S – Barton Marine Part No 84001

Fits any 45-50mm (1.75-2") diameter mast. Designed specifically for the Topper, Optimist, Starling and Blokart class. 100% accurate in 2 knots of wind and weighs just 29g (1oz). Simple and effective clamp eliminates the need for straps.



Windicator WP200OPTI – Barton Marine Part No 84003

Fits into the mainsail luff at the top of the mast, 4.8mm diameter shaft. Designed specifically for the Optimist class and applicable to other classes. 100% accurate in 2 knots of wind and weighs just 22g (0.77oz).

Windicator WP285 – Barton Marine Part No 84004 Offshore racing model. Suitable for yachts 4-8m, fits to top of mast. Features reflective film on vane and arms for night sailing. 100% accurate in 2 knots of wind and weighs just 23g (1oz).



Windicator WP400 – Barton Marine Part No 84005 Ocean racing model. Suitable for yachts 8m and over, fits to top of mast. Features reflective film on vane and arms for night sailing. 100% accurate in 2 knots of wind and weighs just 64g (2.26oz).

Dinghy Support Parts

Rope Stoppers - Parrel Beads

Part No.	Description	Overall (Ø)	Max Rope (Ø)	Colour(s)
42810	Carded display of 2 4mm rope stoppers	17.5 mm 11/16"	4 mm 5/32"	Red x 1 & Green x 1
42811	Carded display of 2 4mm rope stoppers	17.5 mm 11/16"	4 mm 5/32"	Blue x 1 Grey x 1
42812	Carded display of 2 4mm rope stoppers	17.5 mm 11/16"	4 mm 5/32"	2 x Black
42813	Carded display of 2 4mm rope stoppers	17.5 mm 11/16"	4mm 5/32"	Yellow x1 White x1
42814	Carded display of 2 6mm rope stoppers	25mm 1"	6 mm 15/64"	Red x 1 & Green x 1
42815	Carded display of 2 6mm rope stoppers	25mm 1"	6 mm 15/64"	2 x Blue
42816	Carded display of 2 6mm rope stoppers	25mm 1"	6 mm 15/64"	2 x Black
42817	Carded display of 2 6mm rope stoppers	25mm 1"	6 mm 15/64"	Yellow x 1 White x 1
42818	Carded display of 2 8mm rope stoppers	33mm 1 19/64"	8 mm 5/16"	Red x 1 White x 1
42819	Carded display of 2 8mm rope stoppers	33mm 1 19/64"	8 mm 5/16"	2 x Black

bartonRACE
bartonmarine.com



All products available in bulk trade packs of 50

Lacing Buttons

Max Line Size 6mm - 1/4"

Part No.	Description	Projects	Diameter (Ø)	Quantity on Card	Fixings
42210	Black lacing buttons on card	10.6mm 7/16"	12.5mm 1/2"	2	No 8 or M4 Counter Sunk
42211	White lacing buttons on card	10.6mm 7/16"	12.5mm 1/2"	2	No 8 or M4 Counter Sunk



42210



42211

Lacing Hooks Plastic

Part No.	Description	Projects	Width x Depth	Quantity on Card	Fixings
42213	Black lacing hook on card up to 8mm cord	12.5mm 1/2"	28mm x 26mm 1 1/8 x 1 1/32"	2	No 8 or M4 Counter Sunk
42214	White lacing hook on card up to 8mm cord	12.5mm 1/2"	28mm x 26mm 1 1/8 x 1 1/32"	2	No 8 or M4 Counter Sunk



42214



42213

50mm Toe Strap Bridges

Part No.	Description	Projects	Width x Depth	Quantity on Card	Fixings
42215	Black 50mm toe strap bridge	9.3mm 3/8"	15mm x 69mm 9/16 x 2 11/16"	2	No 8 or M4 Counter Sunk
42216	White 50mm toe strap bridge	9.3mm 3/8"	15mm x 69mm 9/16 x 2 11/16"	2	No 8 or M4 Counter Sunk



42216

42215

Quick Cleats & L'il Suckers



60020 (Pair)



60021 (Single)

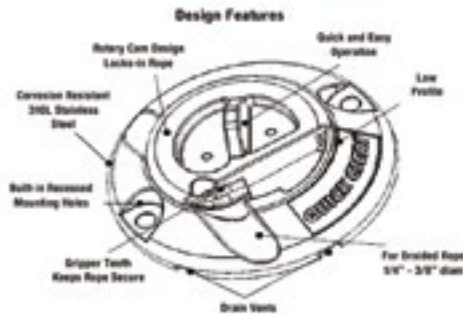


60030 (Single)



60040 (Single)

The Barton Marine Quick Cleat offers exceptional value. Easy to use, simply rotate the lever on top of the cleat, insert the line and release the lever which secures the rope. Securing fenders, fishing & work boat gear, painter lines, buckets, boat equipment or other gear, the Barton Marine Quick Cleat is designed to alter rope tension in one direction, but grips the rope firmly and securely in the other.



60031 (Single)

Part No.	Description	Material(s)	Height	Base (Ø)	Max Rope	Working Load	Fixings
60020	Quick Cleat in Black Sold as a Pair (2 off)	Nylon	27mm 1 1/16"	45 mm 1 3/4"	6 mm 1/4"	30 KG 66lbs	4.75mm 3/16"
60021	Quick Cleat for inflatable boats	Nylon	27mm 1 1/16"	30mm 1 3/16"	6 mm 1/4"	30 KG 66lbs	Adhesive (not supplied)
60030	Quick Cleat in Black	Dupont Zytel	27mm 1 1/16"	78mm 3"	8 mm 5/16"	70 KG 154lbs	4.75mm 3/16"
60031	Quick Cleat in white	Dupont Zytel	27mm 1 1/16"	78mm 3"	8 mm 5/16"	70 KG 154lbs	4.75mm 3/16"
60040	Quick Cleat in Stainless Steel	Stainless 316	24mm 1"	76mm 3"	10 mm 3/8"	540KG 1190lbs	5 mm Hole 13/64"



The patented design keeps your drink still and secure in a world full of motion. Whether you are sailing the oceans, blasting down a river or off roading a L'il Sucker secures your drink from tumbling and spilling.

Made from durable flexible specialist resin, the disc can be placed on smooth surfaces to stop drinks spilling. Standard Barton Marine design as shown or for a minimum order quantity of 48, you can customise with your logo, company or boat name.

- 60050 - Single Barton L'il Sucker (Carded)
- 60051 - Bulk Trade pack with Dispenser 48



Boom Vang Systems (Handy Billies)

4:1 BOOM VANG SYSTEMS

Upgrade your existing vang system or use as a boom preventer. Snap shackle fixings allow for quick and easy deployment. Professionally spliced and assembled. These can be used as Handy Billies.

02900 - Size 2 4:1 Vang System, Swivel Head, For Boats up to 6.1m (20ft)

Comprises: N02631 fiddle block with swivel shackle, becket and cam and N02430 fiddle block with swivel shackle.

6.1m (20ft) of 8mm (5/16") braided polyester line with soft eye.

SWL = 370kg (815lbs).
 Length = 400mm - 15 3/4"
 Height = 40mm - 1 9/16"
 Width = 80mm - 3 1/8"
 Weight = 0.6kg - 1lb 5oz



03900 - Size 3 4:1 Vang System, with Snap Shackles - For boats up to 7.6m (25ft)

Comprises: N03641 fiddle block with swivel snap shackle, becket and cam and N02440 fiddle block with swivel snap shackle.

7.3m (25ft) of 8mm (5/16") braided polyester line with soft spliced eye.

SWL = 400KG - 880lbs.
 Length = 400mm - 15 3/4"
 Height = 70mm - 2 3/4"
 Width = 100mm - 3 15/16"
 Weight = 0.8 kg - 1lb 12oz



05900 - Size 5 4:1 Vang System with Snap Shackles - For boats up to 10.7m (35ft)

Comprises: N05641 fiddle block with swivel snap shackle, becket and cam and N05440 fiddle block with swivel snap shackle

12.2m (35ft) of 10mm (3/8") braided polyester line with soft spliced eye.

SWL = 750kg - 1650lbs.
 Length = 490mm - 19 5/16"
 Height = 90mm - 3 9/16"
 Width = 140mm - 5 1/2"
 Weight = 1.8kg - 4lbs



Stainless Steel Shackle Pins Spares - Packs of 4

Part No	Length-Shoulder-End	Diameter/Thread
60605	20 mm - 25/32"	5mm - M5
60606	24 mm - 15/16"	6mm - M6
60608	31.5 mm - 1 15/64"	8mm - M8

The stainless steel pin is the bit we loose so Barton Marine now supply it as a spare part. Sold in packs of 4. 316 Stainless. Carded bag.



Flush Stainless Steel Deck Plates

Turned from solid bar 316 stainless steel with a highly polished finish, the deck plates have a centre anchoring hole in three standard metric thread sizes – M8, M10 and M12, each supplied with a stainless steel blanking plug. Designed to be mounted flush with the deck using three fixing bolts, the sealed internal thread prevents water ingress. The design prevents trip hazards on board when not in use. The range allows for a multitude of uses, to include: temporary fixing eyes, boat tie downs, deck mounted boarding ladders, stand up blocks, davit mounts, life raft holders, dive tanks & other endless uses.

Diameter Overall = 50mm (1 15/16”), Spigot Depth= 22mm (7/8”), Spigot Diameter= 17mm (11/16”)
 SWL: M8@2000kg-4100 lbs, M10@2250kg-4950 lbs and M12@2500kg-5500 lbs



60360 Deck Plate With M8 Fixing & Eye With Blanking Plug
 60361 Deck Plate With M10 Fixing & Eye With Blanking Plug
 60362 Deck Plate With M12 Fixing & Eye With Blanking Plug

60363 Deck Plate With M8 Thread With Blanking Plug
 60364 Deck Plate With M10 Thread With Blanking Plug
 60365 Deck Plate With M12 Thread With Blanking Plug

Traveller Kits

Barton Marine Outhaul Traveller Kits

Designed for fitting onto an existing boom profile with the lugged screwed fasteners. Purchased as a standard kit which comes with fixings, end caps, track and block, or purchase individually to create a custom fit for your boat. Ideal for use with furling mainsails.

Kits

- 24905 Boom Outhaul kit Size 5, 2.4m track for max 12mm 1/2” Rope
- 24906 Boom Outhaul kit Size 6, 3.0m track for max 12mm 1/2” Rope
- 24907 Boom Outhaul kit Size 7, 3.0m track for Max 14mm 9/16” Rope



Outhaul Car with block Only

Suitable for use with the Size 2 track Part No 24000 to 24060 (0.6m to 5m Lengths)

- 24400 Size 2 Traveller for Boom Outhaul Size 5 - Maximum rope 12mm 1/2”
- 24401 Size 2 Traveller for Boom Outhaul Size 6 - Maximum rope 12mm 1/2”
- 24402 Size 2 Traveller for Boom Outhaul Size 7 - Maximum rope 14mm 9/16”



Fitting Slugs For Boom

24905SK - Pack of 10 Slugs - Recommended spacing is 1 every 100mm
 Size - Slug 40mm x 10mm - Screw M6 x 25mm



T-Track Conversion Inserts - For Older Track On Vessels

Historic manufacturers of 32mm - 1 3/16” tracks were produced in 6mm - 1/4” thickness where as modern tracks are 5mm - 13/64”.

- 32999M - Designed for the Standard Barton Marine Cars
- 32998M - Designed for the longer Barton Marine Cars



Spares

Topper 6:1 Downhaul Assembly Part No 98080

The Barton Marine Topper Downhaul comes with a 6:1 purchase for those who find the standard system a struggle and for those wanting that extra grunt in a breeze. It is simple to fit and easy to use on both tacks thanks to the unique swivelling triple block fitted, ideal for club racing and training.

98080 Comprises: N00932 Size 0 triple swivel block with 90 degree cleat base plate, Kevlar cleat and pillar fairlead. 5mm carbine hook fitted and a N0031a0 Size 0 triple fixed eye block with 5mm carbine hook fitted. Primary control line 3m x 4mm 8 plait polylock.

Disclaimer: This part is not International Topper Class legal and should not be used for official Topper Class events. 'Topper' is a registered Trademark (name & Top Hat logo) and subject to Licence.



PICO Class Barton Marine 6:1 Kicking Strap Assembly - Part No 98095

The Barton Marine Pico 6:1 Kicking Strap Assembly is designed to be robust and strong yet is simple to fit and easy to use. 98095 Comprises: N02630 Size 2 fiddle, swivel, cam block with side mounted becket and carbine hook, N01111 Size 1 single fixed eye block with becket and a N01130 Size 1 single swivel boom block.

Primary control line is 3m x 5mm 8 plait polyester.



Ball Bearing Traveller Spares Kits

Barton Marine introduce a spares pack for each of our range of ball bearing traveller cars. Each kit comprises new black nylon traveller end caps, new end cap fixing screws and a new set of Delrin ball bearings.

Inspect the condition of your existing end caps which hold the ball bearings within the ball race as these can be damaged by crash gybes and salt degradation over time. Any damage here will result in ball bearings being lost and failure of the traveller car.



18210 Dinghy Traveller Service Kit Balls and end caps for the standard length cars.



20210 Size 1 Traveller Service Kit Balls and end caps for the standard length cars.



30210 Size 3 Traveller Service Kit Balls and end caps for the standard length cars.



24210 Size 2 Traveller Service Kit Balls and end caps for the standard length cars.



60125 V - Springs Suitable for a range of archive Barton and other manufacturers winches. Arms approximately 25mm (1") long



60124 S - Springs Suitable for a range of archive Barton and other manufacturers winches.



CLASSIC WOODEN BLOCKS

The Victory Collection



1



2



3



4

Single Fixed Eye

All made with Delrin Balls except 50080 which has torlon needle roller with Delrin ball side bearings.

Part No.	Length (mm)	Sheave (Ø)	Max Rope	Break Load
50030	70 mm 2 3/4"	30mm 1 3/16"	8 mm 5/16"	700 KG 1543lbs
50045	90 mm 3 35/64"	45 mm 1 3/4"	10 mm 3/8"	700 KG 1543lbs
50060	120 mm 4 23/32"	64 mm 2 1/2"	12 mm 7/16"	1400 KG 3086lbs
50080	140mm 5 33/64"	80mm 3 3/8"	14 mm 35/64"	2500 KG 5511lbs

1

Single Fixed Eye with Becket

All made with Delrin Ball Bearings.

Part No.	Length (mm)	Sheave (Ø)	Max Rope	Break Load
50230	87 mm 3 27/64"	30mm 1 3/16"	8 mm 5/16"	700 KG 1543lbs
50245	112mm 4 13/32"	45 mm 1 3/4"	10 mm 3/8"	700 KG 1543lbs
50260	146 mm 5 3/4"	64 mm 2 1/2"	12 mm 7/16"	1400 KG 3086lbs

2

Single with Swivel Shackle

All made with Delrin Ball Bearings.

Part No.	Length (mm)	Sheave (Ø)	Max Rope	Break Load
50330	83 mm 3 17/64"	30mm 1 3/16"	8 mm 5/16"	700 KG 1543lbs
50345	110 mm 4 21/64"	45 mm 1 3/4"	10 mm 3/8"	700 KG 1543lbs
50360	142 mm 5 19/32"	64 mm 2 1/2"	12 mm 7/16"	1400 KG 3086lbs

3

Single with Swivel Shackle & Becket

All made with Delrin Ball Bearings.

Part No.	Length (mm)	Sheave (Ø)	Max Rope	Break Load
50430	101 mm 3 31/32"	30mm 1 3/16"	8 mm 5/16"	700 KG 1543lbs
50445	128 mm 5 3/64"	45 mm 1 3/4"	10 mm 3/8"	700 KG 1543lbs
50460	170 mm 6 11/16"	64 mm 2 1/2"	12 mm 7/16"	1400 KG 3086lbs

4



5



6



7



8

Double Fixed Eye

All made with Delrin Ball Bearings.

Part No.	Length (mm)	Sheave (Ø)	Max Rope	Break Load
52030	70 mm 2 3/4"	30mm 1 3/16"	8 mm 5/16"	700 KG 1543lbs
52045	90 mm 3 35/64"	45 mm 1 3/4"	10 mm 3/8"	700 KG 1543lbs
52060	125 mm 4 59/64"	64 mm 2 1/2"	12 mm 7/16"	1400 KG 3086lbs

5

Double Fixed Eye & Becket

All made with Delrin Ball Bearings.

Part No.	Length (mm)	Sheave (Ø)	Max Rope	Break Load
52230	87 mm 3 27/64"	30mm 1 3/16"	8 mm 5/16"	700 KG 1543lbs
52245	113 mm 4 13/32"	45 mm 1 3/4"	10 mm 3/8"	700 KG 1543lbs
52260	150 mm 5 3/4"	64 mm 2 1/2"	12 mm 7/16"	1400 KG 3086lbs

6

CLASSIC WOODEN BLOCKS

The Victory Collection

Double with Swivel Shackle

All made with Delrin Balls except 50080 which has torlon needle roller with Delrin Ball side bearings.

7

Part No.	Length (mm)	Sheave (Ø)	Max Rope	Break Load
52330	83 mm 3 17/64"	30mm 1 3/16"	8 mm 5/16"	700 KG 1543lbs
52345	110 mm 4 21/32"	45 mm 1 3/4"	10 mm 3/8"	700 KG 1543lbs
52360	145 mm 5 3/4"	64 mm 2 1/2"	12 mm 7/16"	1400 KG 3086lbs

Double with Swivel Shackle & Becket

All made with Delrin balls.

8

Part No.	Length (mm)	Sheave (Ø)	Max Rope	Break Load
52430	101 mm 3 31/32"	30mm 1 3/16"	8 mm 5/16"	700 KG 1543lbs
52445	128 mm 5 3/64"	45 mm 1 3/4"	10 mm 3/8"	700 KG 1543lbs
52460	170 mm 6 11/16"	64 mm 2 1/2"	12 mm 7/16"	1400 KG 3086lbs



9



10



11



12

Triple Fixed Eye

All made with Delrin Ball Bearings.

9

Part No.	Length (mm)	Sheave (Ø)	Max Rope	Break Load
53030	70 mm 2 3/4"	30mm 1 3/16"	8 mm 5/16"	700 KG 1543lbs
53045	90 mm 3 35/64"	45 mm 1 3/4"	10 mm 3/8"	700 KG 1543lbs
53060	125 mm 4 59/64"	64 mm 2 1/2"	12 mm 7/16"	1400 KG 3086lbs

Triple Fixed Eye & Becket

All made with Delrin Ball Bearings.

10

Part No.	Length (mm)	Sheave (Ø)	Max Rope	Break Load
53230	87 mm 3 27/32"	30mm 1 3/16"	8 mm 5/16"	700 KG 1543lbs
53245	112 mm 4 13/32"	45 mm 1 3/4"	10 mm 3/8"	700 KG 1543lbs
53260	150 mm 5 29/32"	64 mm 2 1/2"	12 mm 7/16"	1400 KG 3086lbs

Triple with Swivel Shackle

All made with Delrin Ball Bearings.

11

Part No.	Length (mm)	Sheave (Ø)	Max Rope	Break Load
53330	88 mm 3 13/32"	30mm 1 3/16"	8 mm 5/16"	700 KG 1543lbs
53345	110 mm 4 21/64"	45 mm 1 3/4"	10 mm 3/8"	700 KG 1543lbs
53360	145 mm 5 3/4"	64 mm 2 1/2"	12 mm 7/16"	1400 KG 3086lbs

Triple with Swivel Shackle & Becket

All made with Delrin Ball Bearings.

12

Part No.	Length (mm)	Sheave (Ø)	Max Rope	Break Load
53430	106 mm 4 11/64"	30mm 1 3/16"	8 mm 5/16"	700 KG 1543lbs
53445	128 mm 5 3/64"	45 mm 1 3/4"	10 mm 3/8"	700 KG 1543lbs
53460	170 mm 6 11/16"	64 mm 2 1/2"	12 mm 7/16"	1400 KG 3086lbs



Barton Marine expands its 'Victory' range of classic, high performance wooden blocks. Combining high performance engineering and classic design, these are for mariners who appreciate elegance and want technical excellence. This classic range has been named in honour of the flagship of the British Navy the HMS Victory.

- High Performance sheaves • Manufactured from ashwood
- High Gloss marine varnish finish
- Bolted together for servicing or refinishing
- Now includes becketts and swivels; single, double & triple sheaves



TUPHbloX

The Original by **Barton**

The Original Tufnol Block Range



THE HISTORY

In 1948, Ron Barton, a keen sailor and the founder of RSJ Barton Ltd, decided to dedicate his engineering experience and manufacturing capabilities to the production of leisure marine equipment. Barton Marine Equipment Ltd was born and was the first manufacturer to use Tufnol for deck gear. Tufnol is a multiple layer, fabric laminated, resin bonded construction that is heated and then compressed to the required thickness. This delivers leisure marine blocks, cleats and other assemblies that stand up to the rigorous performance and environmental standards required on sailing yachts – and is non-conductive for industrial users. Tufnol equipment incorporated with stainless steel and brass components, were lighter and stronger than ever achieved in the past. Barton produced the Tufnol range successfully through the 1970s, and then Ron changed to the new technology of plastic injection moulded equipment which sped up production and took over the market.



Now 50 years later Barton is returning to its retro roots to support the requirements of classic heritage vessels worldwide along with commercial and industrial users. The TUPHbloX range is revived and Barton is proud to be producing a range of Tufnol marine equipment that is constructed with 316 marine grade stainless steel components and brass bearings. The result is a durable line of blocks and gear that provide high rolling loads, greater strength and durability, UV and weather resistance that will last the lifetime of the product.

sales@bartonmarine.com
+44(0)1227 792979





Single Block with Eye

Part No	Part No With Becket	Rope Dia.	Sheave Dia.	Breaking Load	WWL Working Load Limit
T00180	T00181	8mm (5/16)	20mm (13/16")	550KG(1210lbs)	275KG (606lbs)
T01180	T01181	10mm (3/8)	30mm (1 3/16")	700KG(1543lbs)	350KG (771lbs)
T02180	T02181	12mm(1/2")	35mm (1 3/8")	740KG(1630lbs)	370KG(815lbs)
T03180	T03181	13mm (1/2")	45mm (1 3/4")	770KG(1694lbs)	385KG(848lbs)
T04180	T04181	14mm (7/16")	58mm (2 9/32")	1260KG(2770lbs)	630KG(1385lbs)
T06180	T06181	16mm (5/8")	64mm (2 33/64")	1500KG(3300bs)	750KG(1650lbs)



Single Block with Bow

Part No	Part No With Becket	Rope Dia.	Sheave Dia.	Breaking Load	WWL Working Load Limit
T00110	T00111	8mm (5/16)	20mm (13/16")	550KG(1210lbs)	275KG (606lbs)
T01110	T01111	10mm (3/8)	30mm (1 3/16")	700KG(1543lbs)	350KG (771lbs)
T02110	T02111	12mm(1/2")	35mm (1 3/8")	740KG(1630lbs)	370KG(815lbs)
T03110	T03111	13mm (1/2")	45mm (1 3/4")	770KG(1694lbs)	385KG(848lbs)
T04110	T04111	14mm (7/16")	58mm (2 9/32")	1260KG(2770lbs)	630KG(1385lbs)
T06110	T06111	16mm (5/8")	64mm (2 33/64")	1500KG(3300bs)	750KG(1650lbs)



Single Block with Swivel

Part No	Part No With	Rope Dia.	Sheave Dia.	Breaking Load	WWL Working load Limit
T00130	T00131	8mm (5/16)	20mm (13/16")	550KG(1210lbs)	275KG (606lbs)
T01130	T01131	10mm (3/8)	30mm (1 3/16")	700KG(1543lbs)	350KG (771lbs)
T02130	T02131	12mm(1/2")	35mm (1 3/8")	740KG(1630lbs)	370KG(815lbs)
T03130	T03131	13mm (1/2")	45mm (1 3/4")	770KG(1694lbs)	385KG(848lbs)
T04130	T04131	14mm (7/16")	58mm (2 9/32")	1260KG(2770lbs)	630KG(1385lbs)
T06130	T06131	16mm (5/8")	64mm (2 33/64")	1500KG(3300bs)	750KG(1650lbs)



Double Block with Bow

Part No	Part No With Becket	Rope Dia.	Sheave Dia.	Breaking Load	WWL Working load Limit
T00210	T00211	8mm (5/16)	20mm (13/16")	550KG(1210lbs)	275KG (606lbs)
T01210	T01211	10mm (3/8)	30mm (1 3/16")	700KG(1543lbs)	350KG (771lbs)
T02210	T02211	12mm(1/2")	35mm (1 3/8")	740KG(1630lbs)	370KG(815lbs)
T03210	T03211	13mm (1/2")	45mm (1 3/4")	770KG(1694lbs)	385KG(848lbs)
T04210	T04211	14mm (7/16")	58mm (2 9/32")	1260KG(2770lbs)	630KG(1385lbs)
T06210	T06211	16mm (5/8")	64mm (2 33/64")	1500KG(3300bs)	750KG(1650lbs)



Double Block with Swivel

Part No	Part No With	Rope Dia.	Sheave Dia.	Breaking Load	WWL Working load Limit
T00230	T00231	8mm (5/16)	20mm (13/16")	550KG(1210lbs)	275KG (606lbs)
T01230	T01231	10mm (3/8)	30mm (1 3/16")	700KG(1543lbs)	350KG (771lbs)
T02230	T02231	12mm(1/2")	35mm (1 3/8")	740KG(1630lbs)	370KG(815lbs)
T03230	T03231	13mm (1/2")	45mm (1 3/4")	770KG(1694lbs)	385KG(848lbs)
T04230	T04231	14mm (7/16")	58mm (2 9/32")	1260KG(2770lbs)	630KG(1385lbs)
T06230	T06231	16mm (5/8")	64mm (2 33/64")	1500KG(3300bs)	750KG(1650lbs)

Triple Block with Bow



Part No	Part No With	Rope Dia.	Sheave Dia.	Breaking Load	WWL Working load Limit
T00310	T00311	8mm (5/16)	20mm (13/16")	550KG(1210lbs)	275KG (606lbs)
T01310	T01311	10mm (3/8)	30mm (1 3/16")	700KG(1543lbs)	350KG (771lbs)
T02310	T02311	12mm(1/2")	35mm (1 3/8")	740KG(1630lbs)	370KG(815lbs)
T03310	T03311	13mm (1/2")	45mm (1 3/4")	770KG(1694lbs)	385KG(848lbs)
T04310	T04311	14mm (7/16")	58mm (2 9/32")	1260KG(2770lbs)	630KG(1385lbs)
T06310	T06311	16mm (5/8")	64mm (2 33/64")	1500KG(3300lbs)	750KG(1650lbs)

Triple Block with Swivel



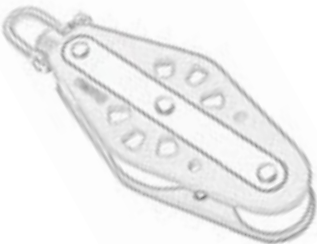
Part No	Part No With	Rope Dia.	Sheave Dia.	Breaking Load	WWL Working load Limit
T00330	T00331	8mm (5/16)	20mm (13/16")	550KG(1210lbs)	275KG (606lbs)
T01330	T01331	10mm (3/8)	30mm (1 3/16")	700KG(1543lbs)	350KG (771lbs)
T02330	T02331	12mm(1/2")	35mm (1 3/8")	740KG(1630lbs)	370KG(815lbs)
T03330	T03331	13mm (1/2")	45mm (1 3/4")	770KG(1694lbs)	385KG(848lbs)
T04330	T04331	14mm (7/16")	58mm (2 9/32")	1260KG(2770lbs)	630KG(1385lbs)
T06330	T06331	16mm (5/8")	64mm (2 33/64")	1500KG(3300lbs)	750KG(1650lbs)

Fiddle Block with Bow



Part No	Part No With Becket	Rope Dia.	Sheave Dia.	Breaking Load	WWL Working load Limit
T00410	T00411	8mm (5/16)	20/30mm	550KG(1210lbs)	275KG (606lbs)
T01410	T01411	10mm (3/8)	20/38mm	700KG(1543lbs)	350KG (771lbs)
T02410	T02411	12mm(1/2")	30/45mm	740KG(1630lbs)	370KG(815lbs)
T03410	T03411	13mm (1/2")	38/58mm	770KG(1694lbs)	385KG(848lbs)

Fiddle Block with Swivel



Part No	Part No With	Rope Dia.	Sheave Dia.	Breaking Load	WWL Working load Limit
T00430	T00431	8mm (5/16)	20/30mm	550KG(1210lbs)	275KG (606lbs)
T01430	T01431	10mm (3/8)	20/38mm	700KG(1543lbs)	350KG (771lbs)
T02430	T02431	12mm(1/2")	30/45mm	740KG(1630lbs)	370KG(815lbs)
T03430	T03431	13mm (1/2")	38/58mm	770KG(1694lbs)	385KG(848lbs)

Fiddle Block with Bow & Cam



Part No	Part No With	Rope Dia.	Sheave Dia.	Breaking Load	WWL Working load Limit
T00610	T00611	8mm (5/16)	20/30mm	550KG(1210lbs)	275KG (606lbs)
T01610	T01611	10mm (3/8)	20/38mm	700KG(1543lbs)	350KG (771lbs)
T02610	T02611	12mm(1/2")	30/45mm	740KG(1630lbs)	370KG(815lbs)
T03610	T03611	13mm (1/2")	38/58mm	770KG(1694lbs)	385KG(848lbs)

Fiddle Block with Swivel & Cam

Part No	Part No With Becket	Rope Dia.	Sheave Dia.	Breaking Load	WWL Working load Limit
T00630	T00631	8mm (5/16)	20/30mm	550KG(1210lbs)	275KG (606lbs)
T01630	T01631	10mm (3/8)	20/38mm	700KG(1543lbs)	350KG (771lbs)
T02630	T02631	12mm(1/2")	30/45mm	740KG(1630lbs)	370KG(815lbs)
T03630	T03631	13mm (1/2")	38/58mm	770KG(1694lbs)	385KG(848lbs)




Cheek Blocks

Part No	Rope Dia.	Sheave Dia.	Breaking Load	WWL Working load Limit
T00160	8mm (5/16)	20mm (13/16")	550KG(1210lbs)	275KG (606lbs)
T01160	10mm (3/8)	30mm (1 3/16")	700KG(1543lbs)	350KG (771lbs)
T02160	12mm(1/2")	35mm (1 3/8")	740KG(1630lbs)	370KG(815lbs)
T03160	13mm (1/2")	45mm (1 3/4")	770KG(1694lbs)	385KG(848lbs)
T04160	14mm (7/16")	58mm (1 15/16")	1260KG(2770lbs)	630KG(1385lbs)
T06160	16mm (5/8")	60mm (2 3/8")	1500KG(3300bs)	750KG(1650lbs)



Cams No Fairlead

Part No	Fixings	Rope Sizes	Holding Power
T70200	M5 - 10G C/S	6—12mm (1/4—1/2")	230Kg (507lbs)
T70300	M5 - 10G C/S	10—14mm (3/8-9/16")	260KG (573lbs)



Cams With Fairlead

Part No	Fixings	Rope Sizes	Holding Power
T70201	M5 - 10G C/S	6—12mm (1/4—1/2")	230Kg (507lbs)
T70301	M5 - 10G C/S	10—14mm (3/8-9/16")	260KG (573lbs)

The **TUPHblox** Range has relaunched in 2023 and this list represents the first presentation of popular sizes with more to follow.

Can't find what you want?
email: sales@bartonmarine.com

NOTE: This is pre-production product information and performance break loads and WWL values may vary when final destruction testing is complete.

Every care has been taken to produce a true representation of performance values based on prototypes and Barton will provide final test results on all Tufnol production in early 2024.

NEW PRODUCT

Carbon Fibre Tiller Extensions

- Ultra lightweight
- Highly durable
- Striking colours
- Unique grip double bonded into the full length of the carbon fibre shaft
- 3 standard lengths suitable for a huge range of dinghies
- Universal joint for maximum compatibility

THE ULTIMATE CARBON



Made in the UK in
partnership with
composite experts
CF by L and L



Laser & ILCA class legal.

Ideal for Scorpion, RS Aero, Blaze,
National 12, Hadron H2, Musto Skiff, 49ers,
Topper, Hartley and almost every other dinghy class.

Range Details

975mm length
22mm diameter
200g weight

Part Numbers

Hot Pink - 43702
Laser Blue - 43700
Ruby Red - 43703
Black/Gold - 43701

1250mm length
22mm diameter
262g weight

Part Numbers

Hot Pink - 43712
Laser Blue - 43710
Ruby Red - 43713
Black/Gold - 43711

2500mm length
22mm diameter
500g weight

Part Numbers

Hot Pink - 43722
Laser Blue - 43720
Ruby Red - 43723
Black/Gold - 43721

Custom colours and lengths available by special order

FIBRE TILLER EXTENSION

NEW PRODUCT

OUTBOARD LIFTING SLING PART NO. 88000

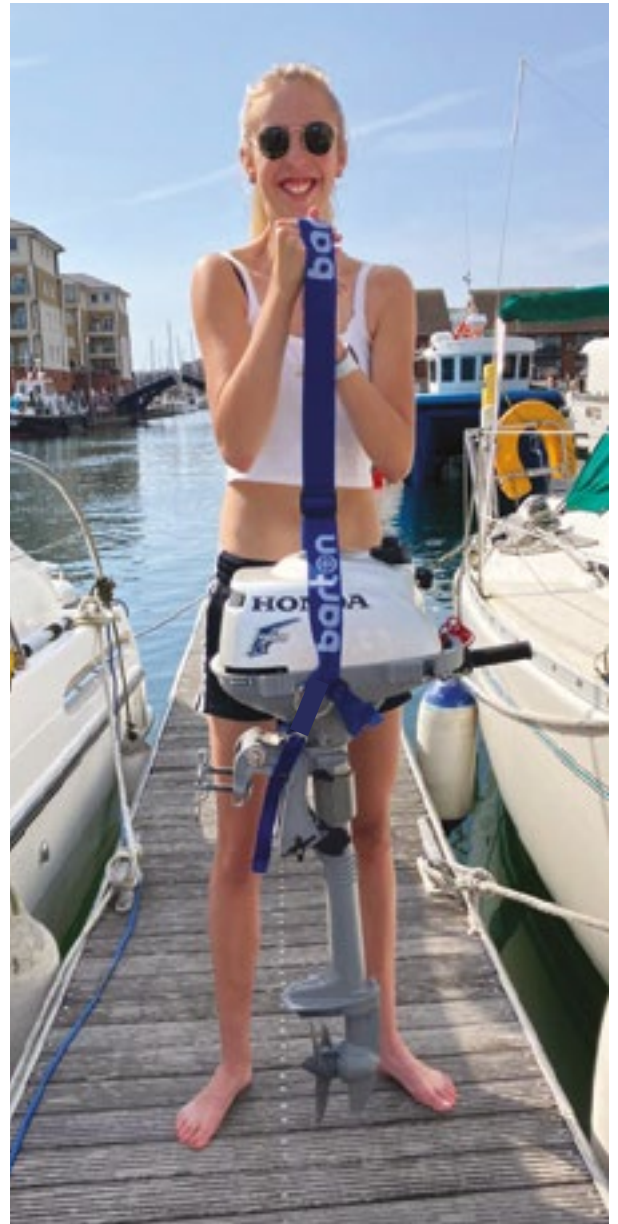
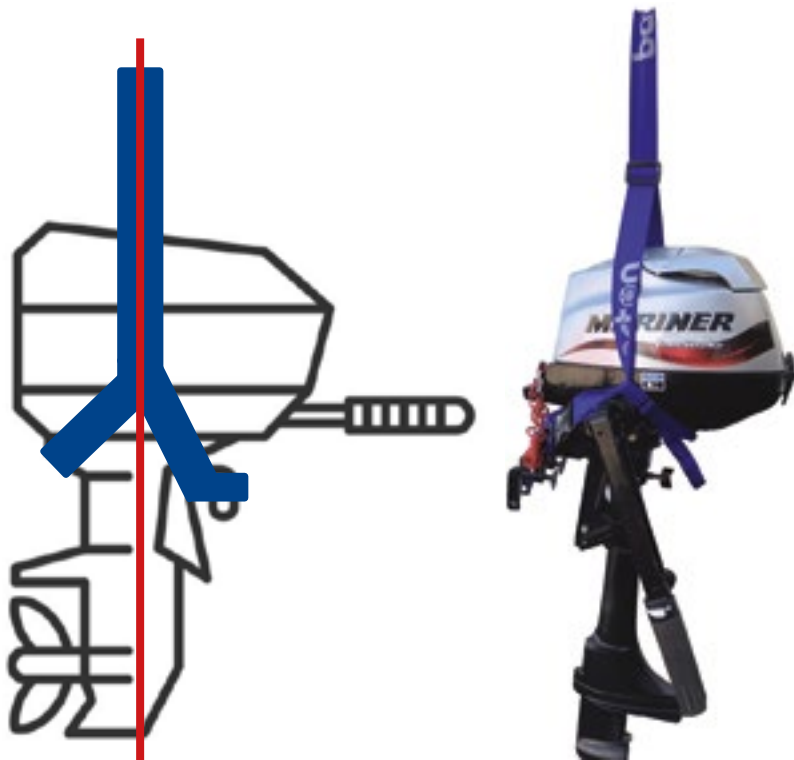
Barton Marine listens to its customers! Based on feedback at boat shows worldwide, we developed a superior Outboard Engine Lifting Sling that makes it easy and secure to lift and hold your valuable engines during maintenance or change overs.

Designed and tested by our design engineers at Barton Marine, this Outboard Sling actually works where others slip and fail - holding most outboard engine brands up to 15hp.

The **Barton Sling** can be quickly removed once the engine is in place by simply unclipping two high strength polycarbonate clips at the front.

Manufactured from a strong durable webbing with heavy duty buckles and clips, it is designed to survive in harsh marine environments.

Adjust the **Barton Sling** to fit your engine and when this quick process is complete, there is no need to alter again unless desired.



Note:- As per the red line ensure the drive shaft lines up with the lifting strop for best balance when adjusting for your engine.

For technical support, instructional videos and products go to bartonmarine.com

Barton
bartonmarine.com

BRANDED PRODUCT ANNOUNCEMENT
INTRODUCING

Barton Marine is proud to introduce a new branded product group which features the Barton range of high-performance low friction ball bearing blocks and high-tech equipment and accessories for dinghy and cruising sailors. New red packaging highlights the product group and sets the range apart in shop displays from the popular plain bearing sheave options. New branding assists the seller by providing a distinctive identity for Barton's performance and style.

Replacement backing cards and barcode labels are available to dealers and distributors who wish to update the packaging of existing stock. **Contact sales@bartonmarine.com with your requirements.**

barton **RACE**
bartonmarine.com

barton
RACE
bartonmarine.com

barton
RACE
bartonmarine.com

barton **RACE**
bartonmarine.com

Barton

bartonmarine.com

Barton Marine Equipment Ltd.

Marine House, Tyler Way,
Whitstable, Kent CT5 2RS
United Kingdom

T: +44(0) 1227 792979
sales@bartonmarine.com
bartonmarine.com

Barton US LLC

Warehouse and Logistics,
4304 Kecoughtan Road, Hampton,
Virginia 23669 USA

T: +1 732 902 0400
info@bartonUS.com
bartonUS.com

Follow us on social media

